

EXTENDED MOBILITY SOLUTIONS

RUNFLAT and SEALANT TYRES



GO !

OE BRANDED TYRES

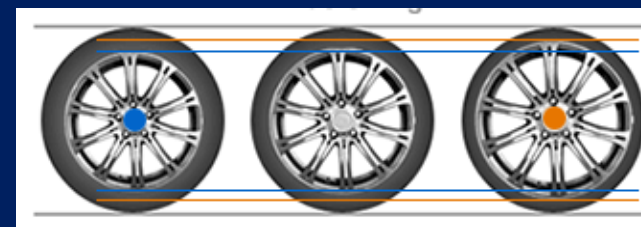
Car manufacturer marking



GO !

OTHER HOMOLOGATED SIZES

TYRES and RIMS



GO !



EXTENDED MOBILITY SOLUTIONS

RUNFLAT TYRES



GO !

SEALANT TYRES



GO !

COMPARISON OF EXTENDED MOBILITY SOLUTIONS



GO !

COMPATIBILITY TECHNOLOGY vs VEHICLES?



GO !


RUNFLAT TYRES




TECHNOLOGY

The tyre is built with stiffer side-walls (sometimes 50% thicker) that can bear the weight of the vehicle even when the pressure within the tyre is greatly reduced. The side-walls are typically constructed of layers of rubber and a heat-resistant cord that prevent the side-walls from folding or creasing. The bead around the edge of the tyre is also specialized to grip the wheel rim such as to avoid becoming detached from the rim. The tyre's side walls are usually made of an extra layer supported by a heat-resistant cord to keep the tyre in the original position even under the weight or road bumps.

Typically, self-supporting tires maintain vehicle mobility for 50 miles (80 km) at around 50 mph (80 kmh)



Standard tyre After puncture



Run Flat tyre After puncture

Courtesy of Continental



FOR WHAT VEHICLE ?

*Basically, only vehicles originally fitted with RUNFLAT tyres (mostly BMW cars, MINI, Audi, MB...)
However, new RUNFLAT tyres (BRIDGESTONE DRIVEGUARD) can be used with any type of wheel rim, and can therefore be fitted onto vehicles that were not equipped with RUNFLAT tyres originally.*

*In all cases, **Vehicles must be equipped with a Tyre-Pressure Monitoring System (TPMS)**, either in the form of a pressure sensor in the wheel rim or a detection system via the ABS/ESP unit, so that in the event of a puncture, drivers can adapt their speed and drive to a garage to repair or replace the tyre.*

RUNFLAT tyres can be offered as alternative to a spare wheel.



RUNFLAT TYRES



MOUNTING SPECIFICATIONS

To fit or remove a RUNFLAT tyre on the wheel rim, a tyre changer fitted with an assist arm is required.



HOW TO IDENTIFY A RUNFLAT TYRE ?

- *In the tyre catalogue by the “RF” code in the description. Example: 205/55 **RF**16 91V*
- *In the tyre catalogue, by using the RUNFLAT/SEALANT filter.*
- *On the sidewall of the tyre, with a specific marking : **RSC** (RunFlat System Component).*



BENEFITS

Once a run flat tyre suffers a puncture, driver can't keep driving on it forever – usually he will be able to drive at c. 80 km/h (50 mph) for another 80kms (50 miles) – plenty of time to get to your nearest garage. The exact range depends on variables like your driving speed, load of your vehicle and driving conditions....

RUNFLAT and SEALANT tyres protect the customer in the event of a punctured tread. The tyre can then be repaired. However, as with all tyres, any punctures to the sidewall or shoulder cannot be repaired and the tyre will need to be replaced.

KNOWN AS

BRIDGESTONE : RunFlat or Driveguard
CONTINENTAL : SSR

DUNLOP : DSST
GOODYEAR : RunOnFlat

MICHELIN : ZP
PIRELLI : RUN FLAT

HANKOOK: RUNFLAT


SEALANT TYRES



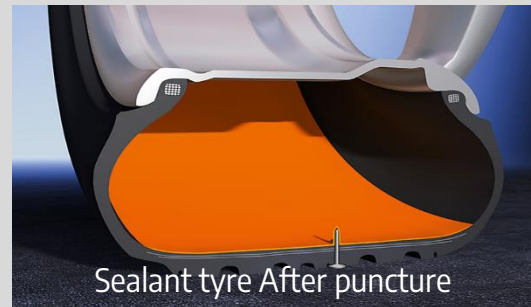
TECHNOLOGY

These tyres contain an extra lining within the tyre that self-seals in the event of a small hole due to a nail or screw. In this way, the loss of air is prevented from the outset such that the tyre is either permanently self-repairing or at least loses air very slowly.

Typically, SEALANT tyres maintain vehicle full mobility.




Standard tyre After puncture



Sealant tyre After puncture

Courtesy of Continental



FOR WHAT VEHICLE ?

All vehicles can receive SEALANT tyres. A Tyre-Pressure Monitoring System (TPMS) is not mandatory.

SEALANT tyres can be offered as alternative to a spare wheel.

SEALANT TYRES



MOUNTING SPECIFICATIONS

No special tools are required to fit or remove the tyre, but precautions must be taken when handling SEALANT tyres to avoid contact between the operator's skin and the sealing agent.



HOW TO IDENTIFY A SEALANT TYRE ?

- *In the tyre catalogue by the "SL" code in the description. Example: 205/55 **SL**16 91V*
- *In the tyre catalogue, by using the RUNFLAT/SEALANT filter*
- *On the sidewall of the tyre, with a specific marking : **SEAL***



BENEFITS

Once a sealant tyre suffers a puncture on treadpattern, driver can keep driving on it forever.

RUNFLAT and SEALANT tyres protect the customer in the event of a punctured tread. The tyre can then be repaired. However, as with all tyres, any punctures to the sidewall or shoulder cannot be repaired and the tyre will need to be replaced.

KNOWN AS

BRIDGESTONE:

Sealant

GOODYEAR :

Sealtech

CONTINENTAL :

Contiseal

MICHELIN:

Selfseal

DUNLOP :

Powerseal

PIRELLI:

Seal Inside

A PUNCTURE ?



**DRIVER
INFORMED**



NEED TO STOP



ACTION



**CONTINUE
JOURNEY**



CHANGE TYRE



RUNFLAT TYRE

**TMPS
warning**

NO NEED

NONE



Buy a new tyre
(may be repaired in some cases)

SEALANT TYRE

NO NEED
(except puncture on
sidewall)

NONE

YES

NO

SPARE WHEEL

**TMPS
warning**

YES

**CHANGE
WHEEL**

YES

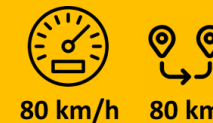
Buy a new tyre
(may be repaired in some cases)

**TEMPORARY SPARE
WHEEL**

**TMPS
warning**

YES

CHANGE WHEEL



Buy a new tyre
(may be repaired in some cases)
+ buy a new temp. Spare wheel

REPAIR KIT

**TMPS
warning**

YES

REPAIR TYRE

YES







Check repair – buy a new tyre if
necessary + buy a new repair
kit

	ADVANTAGES	DISADVANTAGES
RUNFLAT TYRE	<ul style="list-style-type: none"> - Safer handling in an air-loss situation - keep working for a short while even after they suffer a puncture - Do not need a spare tyre and wheel (lower vehicle weight) - Practicality: no need for an uncomfortable roadside tyre change 	<ul style="list-style-type: none"> - More difficult to monitor air pressure - Higher weight - More expensive than standard tyres - Harsher ride
SEALANT TYRE	<p>Same as RunFlat + :</p> <ul style="list-style-type: none"> - Keep advantages of standard tyres (weight) - Can be mixed with standard tyres 	<ul style="list-style-type: none"> - No protection in case of puncture on sidewall - More expensive than standard tyres
SPARE WHEEL	<ul style="list-style-type: none"> - After change, allows to continue journey 	<ul style="list-style-type: none"> - Uncomfortable/potentially dangerous roadside tyre change - Heavy wheels may be difficult to carry/handle - May require big space in the trunk
TEMPORARY SPARE WHEEL	<ul style="list-style-type: none"> - Uses less space in the trunk than standard spare wheel 	<ul style="list-style-type: none"> - Uncomfortable/potentially dangerous roadside tyre change - Limited speed and range (vs standard spare wheel) - Possibly no enough space to put punctured tyre in the trunk
REPAIR KIT	<ul style="list-style-type: none"> - Light weight - No space needed in the trunk 	<ul style="list-style-type: none"> - Uncomfortable/potentially dangerous roadside tyre change - May need minimum knowledges to be used properly

COMPATIBILITY TECHNOLOGY vs VEHICLES?

TOP

STELLANTIS

	  VEHICLES <u>WITHOUT</u> TPMS (prod. before 2014) AND <u>NOT FITTED</u> ORIGINALLY WITH RUNFLAT TYRES	  VEHICLES <u>WITH</u> TPMS (prod. before 2014) and NOT FITTED ORIGINALLY WITH RUNFLAT TYRES	  VEHICLES ORIGINALLY FITTED WITH RUNFLAT TYRES (BMW, MINI, AUDI, MB...)
RUNFLAT TYRE	not compatible	not compatible	compatible
SEALANT TYRE	compatible	compatible	not compatible (due to specific suspension set up)
STANDARD TYRE	compatible	compatible	not compatible (due to specific suspension set up)
DRIVEGUARD TYRE (by Bridgestone)	not compatible	compatible	compatible



WHAT A MANUFACTURER MARKING MATCHES

- At the request of car manufacturers, tyre suppliers may have to modify the definition of their tires very slightly.
- These tyres then bear a mark specific to the car manufacturer.
- These tires with car manufacturer's mark come in addition to the non-branded tires.

Our guidelines :

- It's not mandatory to respect these markings.
- It's possible to mount a tire with marking on the vehicle of another car manufacturer.
- A tire without any car manufacturer's mark can be used on all vehicles.
- However, it will be necessary to ensure:
 - Avoid mixing tires with different "Car manufacturer's marking" on the same axle.
 - Fit 4 strictly identical tires on 4-wheel drive vehicles.
- Some examples of car manufacturer markings (there are others) :

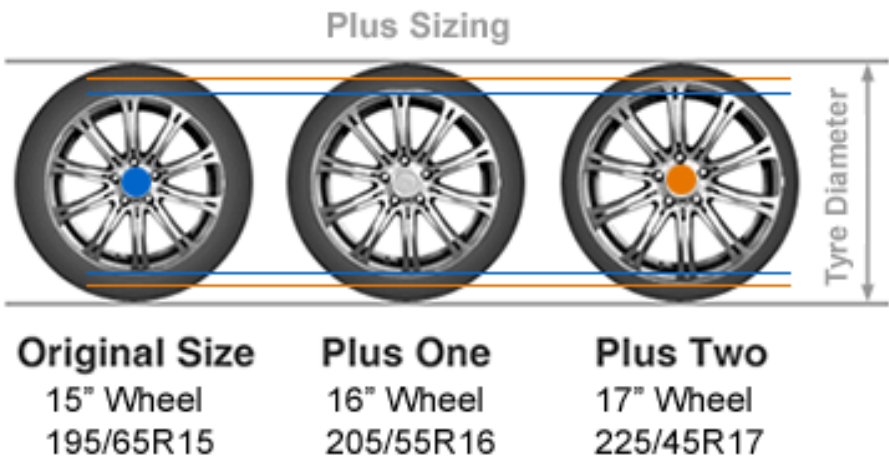


MARKING	CAR MANUFACTURERS
*	BMW / MINI
A0, A01, A02, R01	AUDI
M0, M0E, M01, M02	MERCEDES
AR	Alfa Romeo
LR, JLR	JAGUAR, LAND ROVER
VOL	VOLVO
N, N0 à N6, NA0, NA5	PORSCHE
T0, T1	TESLA
K1, K2, K3	FERRARI
MGT	MASERATI



WHAT THE MANUFACTURER AUTHORIZES

- A vehicle can be fitted with rims and tyres of dimensions different from the original fitting. But always :
 - ✓ respecting the nominal outside diameter of the wheel (tolerance of +/- 3%), for maintaining electronic performance (tachometer, ESP / ABS)
 - ✓ within the strict limit of the rides validated by the manufacturer who took into account all the technical constraints (calliper brake passage, road behavior, etc.).
- These approved dimensions allow the customer to equip his car in WINTER rides or to personalize his vehicle with wheels of different sizes.



EXAMPLE

- Customer of a 308 EB2 130hp fitted as standard with 205/55R16 91V tyres wants to mount 18 "rims on his vehicle.
- It is possible to equip it with four 18"rims and 225/40R18 92W XL tires.**

Pneumatiques				
	Niveau de finition 1	Niveau de finition 2	Niveau de finition 3	GT Line
Dimensions	Access	Active	Allure	GT Line
Nom commercial				
195/65 R15 91 NL H (TBRR)	S	Interdit (*)	Interdit	Interdit
GOODYEAR Efficient Grip				
195/65 R15 91 NL H (UBRR)	A	Interdit (*)	Interdit	Interdit
MICHELIN Energy Saver+				
205/55 R16 91 NL V (TBRR)	O	A	S	A
GOODYEAR Efficient Grip	A			
225/40 R18 92 XL W (Std)	A	A	O	O
MICHELIN Pilot sport 3			A	A



WHERE TO FIND THE INFORMATION?

- Information is available in SERVICE BOX for recent vehicles.
 - ✓ Fill in the VIN
 - ✓ "Mechanics" / "Wheels" / "Repair methods" menu
 - ✓ "Characteristics: Wheel assignment" methods

CONTENT

- For each vehicle, the document lists the following compatible elements:
 - ✓ Steel and aluminum alloy rims
 - ✓ Covers
 - ✓ Tyres
 - ✓ Recommendation for inflation pressures
 - ✓ Snow chain compatibility
 - ✓ and Spare wheels.